



## Box Properties

--Description--

Name:

Type: Closed Box

Shape: Prism, square

--Box Parameters--

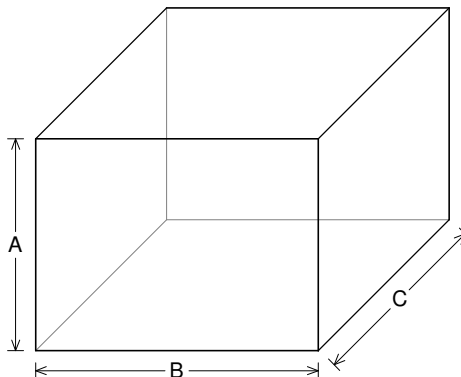
Vb = 1 cu.ft

V(total) = 1.099 cu.ft

Qtc = 0.777

F3 = 57.53 Hz

Fill = none



--External Dimensions--

A = 12 in

B = 16 in

C = 13.98 in

--Internal Dimensions--

A = 10.5 in

B = 14.5 in

C = 12.48 in

--Wall Thickness--

Front = 0.75 in

Side = 0.75 in

## Driver Properties

--Description--

Name: SXX 10 D4

Type: Standard one-way driver

Company: RE Audio (2015)

--Configuration--

**No. of Drivers = 1**

Dual voice coils = parallel

--Driver Parameters--

Fs = 55.41 Hz

Qms = 9.922

Vas = 0.203 cu.ft

Xmax = 1.1 in

Sd = 50.17 sq.in

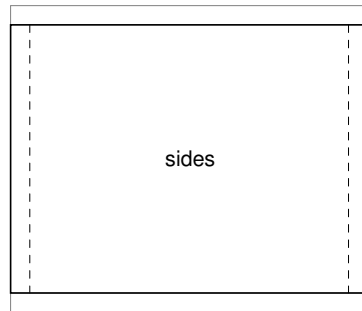
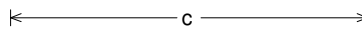
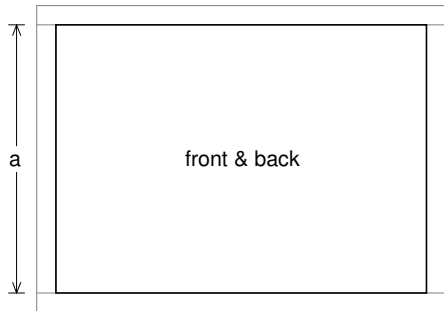
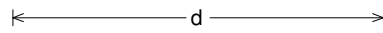
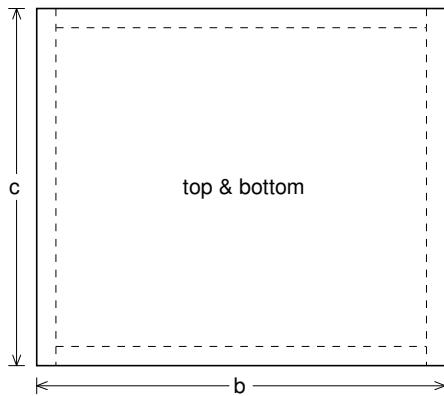
Qes = 0.797

Re = 2.006 ohms

Le = 2.505 mH

Z = 2.408 ohms

Pe = 1200 watts



### Box Parts

Box Shape: Square Prism

1 Top, 1 Bottom: depth (c) = 13.98 in  
width (b) = 16, thickness = 0.75 in

1 Front, 1 Back: height (a) = 10.5 in  
width (d) = 14.5, thickness = 0.75 in

2 Sides: height (a) = 10.5 in  
depth (c) = 13.98, thickness = 0.75 in

--Driver Mounting--  
Mounting: Front



### Wiring Diagram

